


246362 Circulation Manifold Kit

309818B

For Fusion™ Spray Gun. Allows rapid preheating of hose by circulating fluid through gun manifold.

⚠ WARNING

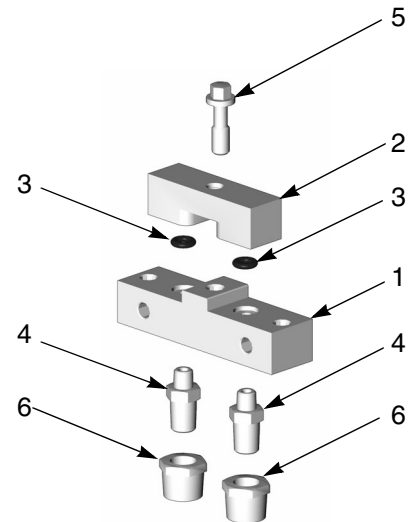


To reduce the risk of explosion, do not circulate fluid containing a blowing agent without consulting with your material supplier regarding fluid temperature limits.

Parts

Ref. No.	Part No.	Description	Qty
1	15B853	MANIFOLD, circulation	1
2	15C850	BLOCK	1
3	117520	O-RING	2
4	151519	NIPPLE; 1/4 x 1/8 npt	2
5	15B221	BOLT; 5/16-24	1
6	100206	BUSHING, pipe; 1/2 npt(m) x 1/4 npt(f)	2

See pages 2 and 3 for initial setup and installation instructions.



ti3877a

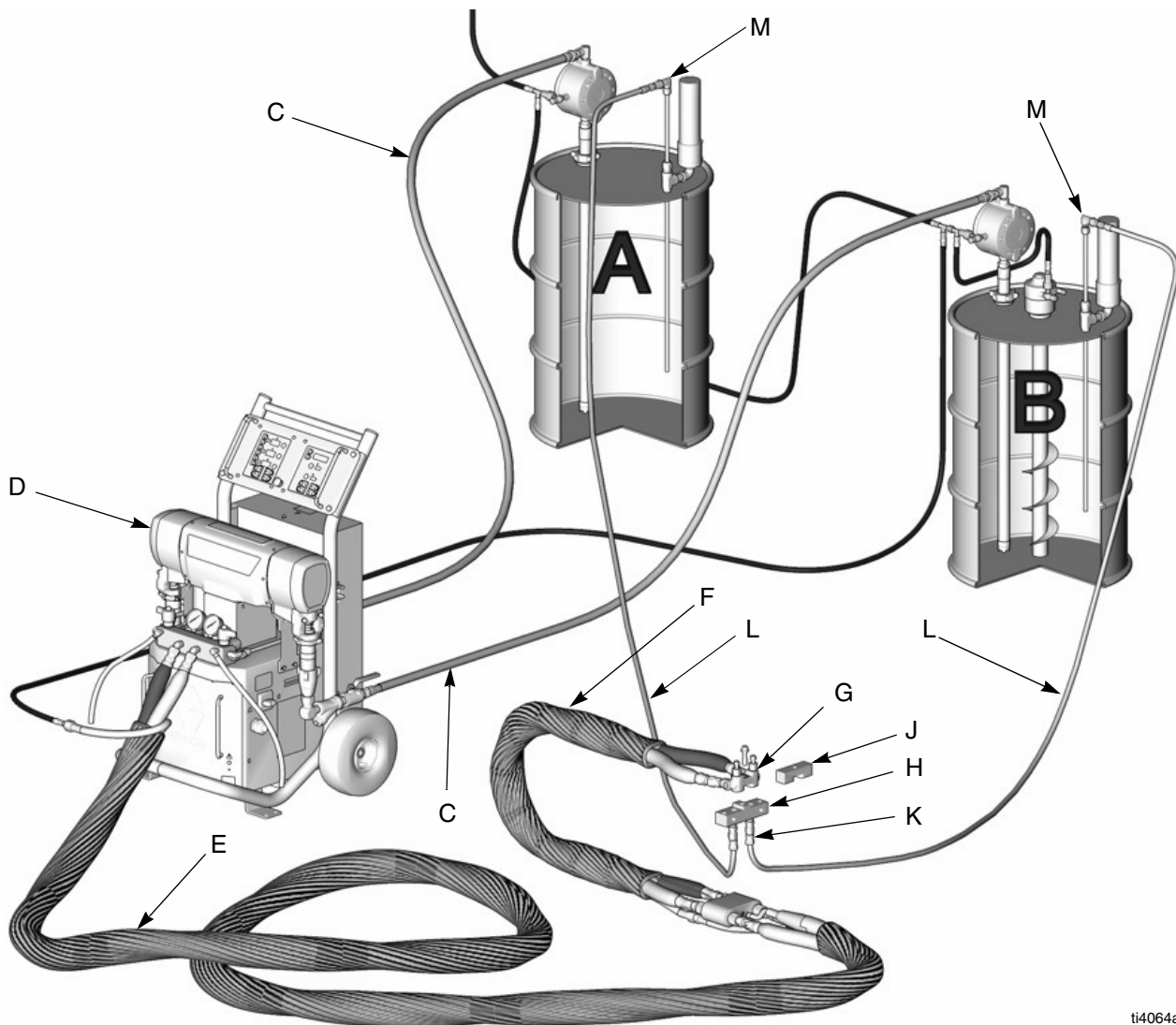
PROVEN QUALITY. LEADING TECHNOLOGY.

Initial Setup

See FIG. 1. Connect high pressure moisture-resistant circulation lines (L) to circulation manifold (H). Route circulation lines back to return tube kit (M) at respective component A or B supply drum. Use hoses rated at maximum working pressure of the equipment.

Key for FIG. 1

- C Fluid Supply Lines
- D Reactor Proportioner
- E Heated Hose
- F Heated Whip Hose
- G Gun Fluid Manifold
- H 246362 Circulation Manifold
- J Manifold Block (included in 246362)
- K 246978 Circulation Kit (includes return lines and 246477 Return Tube Kit); see manual 309852
- L Circulation Return Lines (included in 246978)
- M 246477 Return Tube Kit (included in 246978); see manual 309852



ti4064a

FIG. 1. Circulation System Setup

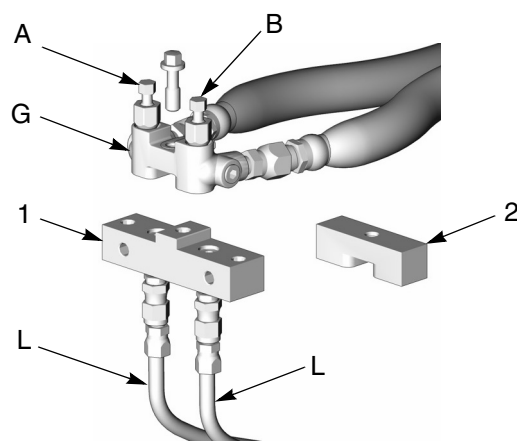
Installation

WARNING



To reduce the risk of explosion, do not cross-contaminate fluids when circulating. Be sure to circulate component A (isocyanate) to the component A drum and component B (resin) to the component B drum.

1. Remove block (2, see FIG. 2). Install circulation manifold (1) on gun fluid manifold (G). Open all valves in the fluid circuit.
2. Load fluid per instructions in proportioner manual.
3. Start proportioner. Set temperature targets. Circulate fluid at low pressure until temperature reaches targets.
4. Close fluid valves A and B. Remove circulation manifold (1) from gun fluid manifold (G). Attach block (2) to circulation manifold to prevent air from reacting with isocyanate.



ti4063a

FIG. 2. Install Kit

Graco Standard Warranty

Graco warrants all equipment referenced in this document which is manufactured by Graco and bearing its name to be free from defects in material and workmanship on the date of sale to the original purchaser for use. With the exception of any special, extended, or limited warranty published by Graco, Graco will, for a period of twelve months from the date of sale, repair or replace any part of the equipment determined by Graco to be defective. This warranty applies only when the equipment is installed, operated and maintained in accordance with Graco's written recommendations.

This warranty does not cover, and Graco shall not be liable for general wear and tear, or any malfunction, damage or wear caused by faulty installation, misapplication, abrasion, corrosion, inadequate or improper maintenance, negligence, accident, tampering, or substitution of non-Graco component parts. Nor shall Graco be liable for malfunction, damage or wear caused by the incompatibility of Graco equipment with structures, accessories, equipment or materials not supplied by Graco, or the improper design, manufacture, installation, operation or maintenance of structures, accessories, equipment or materials not supplied by Graco.

This warranty is conditioned upon the prepaid return of the equipment claimed to be defective to an authorized Graco distributor for verification of the claimed defect. If the claimed defect is verified, Graco will repair or replace free of charge any defective parts. The equipment will be returned to the original purchaser transportation prepaid. If inspection of the equipment does not disclose any defect in material or workmanship, repairs will be made at a reasonable charge, which charges may include the costs of parts, labor, and transportation.

THIS WARRANTY IS EXCLUSIVE, AND IS IN LIEU OF ANY OTHER WARRANTIES, EXPRESS OR IMPLIED, INCLUDING BUT NOT LIMITED TO WARRANTY OF MERCHANTABILITY OR WARRANTY OF FITNESS FOR A PARTICULAR PURPOSE.

Graco's sole obligation and buyer's sole remedy for any breach of warranty shall be as set forth above. The buyer agrees that no other remedy (including, but not limited to, incidental or consequential damages for lost profits, lost sales, injury to person or property, or any other incidental or consequential loss) shall be available. Any action for breach of warranty must be brought within two (2) years of the date of sale.

GRACO MAKES NO WARRANTY, AND DISCLAIMS ALL IMPLIED WARRANTIES OF MERCHANTABILITY AND FITNESS FOR A PARTICULAR PURPOSE, IN CONNECTION WITH ACCESSORIES, EQUIPMENT, MATERIALS OR COMPONENTS SOLD BUT NOT MANUFACTURED BY GRACO. These items sold, but not manufactured by Graco (such as electric motors, switches, hose, etc.), are subject to the warranty, if any, of their manufacturer. Graco will provide purchaser with reasonable assistance in making any claim for breach of these warranties.

In no event will Graco be liable for indirect, incidental, special or consequential damages resulting from Graco supplying equipment hereunder, or the furnishing, performance, or use of any products or other goods sold hereto, whether due to a breach of contract, breach of warranty, the negligence of Graco, or otherwise.

FOR GRACO CANADA CUSTOMERS

The Parties acknowledge that they have required that the present document, as well as all documents, notices and legal proceedings entered into, given or instituted pursuant hereto or relating directly or indirectly hereto, be drawn up in English. Les parties reconnaissent avoir convenu que la rédaction du présente document sera en Anglais, ainsi que tous documents, avis et procédures judiciaires exécutés, donnés ou intentés, à la suite de ou en rapport, directement ou indirectement, avec les procédures concernées.

Graco Information

TO PLACE AN ORDER, contact your Graco distributor, or call this number to identify the distributor closest to you:

1-800-367-4023 Toll Free

612-623-6921

612-378-3505 Fax

*All written and visual data contained in this document reflects the latest product information available at the time of publication.
Graco reserves the right to make changes at any time without notice.*

Sales Offices: Minneapolis, Detroit

International Offices: Belgium Korea, Hong Kong, Japan

GRACO INC. P.O. BOX 1441 MINNEAPOLIS, MN 55440-1441

www.graco.com

Printed in USA 309818B

9/2003